



Google Analytics Prem

[Go to this report](#)

Feb 1, 2015 - Feb
Compare to: Feb 1, 2015 Feb 28, 2015



+ Add Segment

This dashboard was generated on 8/10/15 at 9:31:34 AM - [Refresh Dashboard](#)

+ Add Widget Share

EmailExport

Delete DashboardCustomize Dashboard

TOTAL USERS (GLOBAL)

51,584 % of Total: 1.58%(3,256,667)

TOTAL USERS (LEARNING ARTICLES)

30,734 % of Total: 0.94%(3,256,667)

USERS PER DAY (LEARNING ARTICLES)

TOP VIEW PAGES (LEARNING AREA)

Page	Pageviews
/en-US/Learn/Getting_started_with_the_web/Java	20,137
/en-US/Learn	8,951
/en-US/Learn/JavaScript	6,514
/en-US/Learn/Getting_started_with_the_web	5,468

/en-US/Learn/HTML/Write_a_simple_page_in_HTI

5,436

/en-US/Learn/HTML

3,496

/en-US/Learn/CSS

3,038

/en-US/Learn/Getting_started_with_the_web/Publ

2,574

/en-US/Learn/Getting_started_with_the_web/Insta


2,251

/en-US/Learn/Getting_started_with_the_web/Wha


2,030

BOUNCE RATE (GLOBAL)

TOTAL PAGEVIEWS (GLOBAL)

 117,599 % of Total: 1.08%(10,908,209)

TOTAL USERS (GLOSSARY)

 22,215 % of Total: 0.68%(3,256,667)

USERS PER DAY (GLOSSARY)

TOP VIEW PAGES (GLOSSARY)

Page	Pageviews
/en-US/docs/Glossary/JSON	9,775
/en-US/docs/Glossary/array	1,590
/en-US/docs/Glossary/Class	880
/en-US/docs/Glossary/Object	

[/en-US/docs/Glossary/DOM](#)

788

[/en-US/docs/Glossary](#)

778

[/en-US/docs/Glossary/Primitive](#)

691

[/en-US/docs/Glossary/String](#)

634

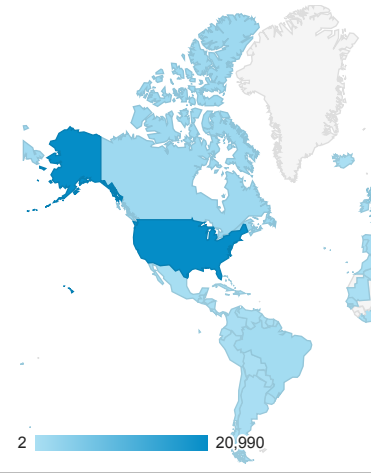
[/en-US/docs/Glossary/Element](#)

509

[/en-US/docs/Glossary/Symbol](#)

500

USERS BY COUNTRY (GLOBAL)



Country	Users
United States	20,990
Other Countries	2