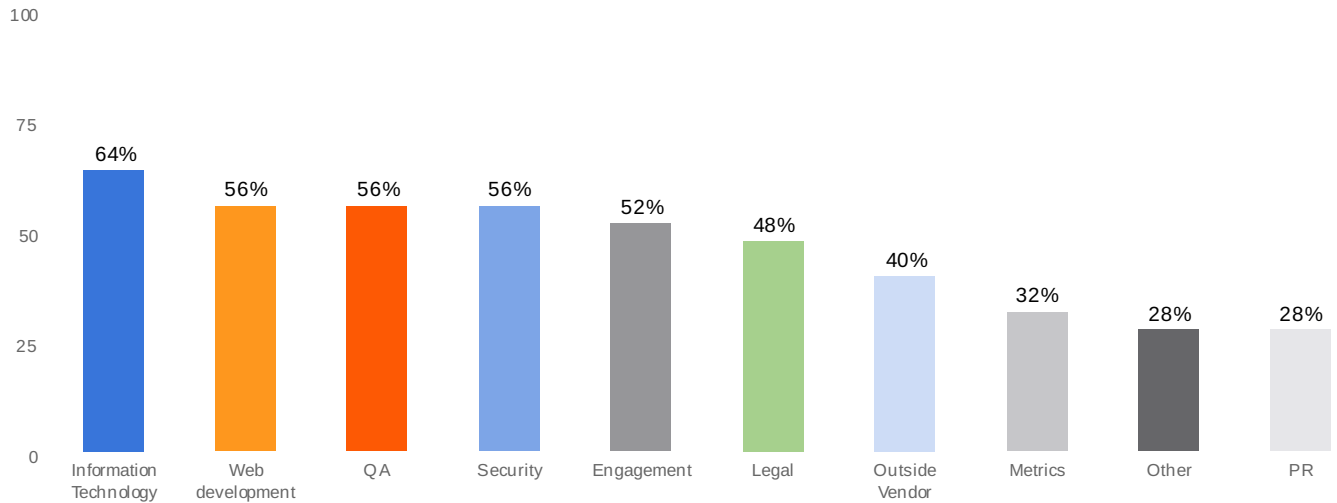


Management Summary

Survey: Mozilla Project Management Survey (Internal)

Which teams do you regularly work with in order to complete your projects?

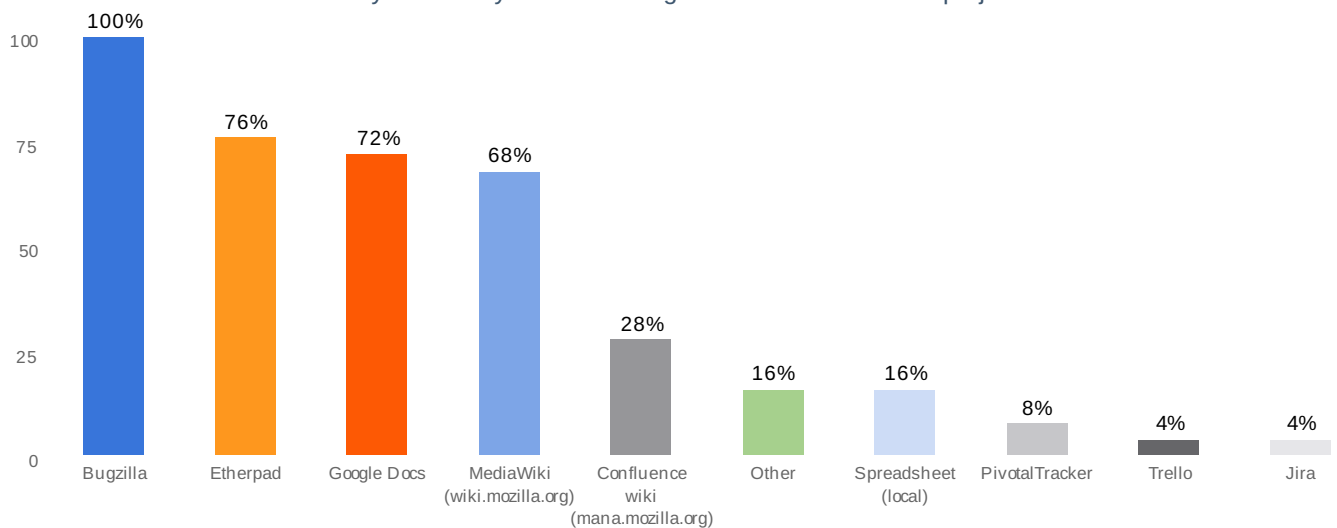


Which teams do you regularly work with in order to complete your projects?

Value	Count	Percent %
Information Technology	16	64%
Web development	14	56%
QA	14	56%
Security	14	56%
Engagement	13	52%
Legal	12	48%
Outside Vendor	10	40%
Metrics	8	32%
Other	7	28%
PR	7	28%

Statistics	
Total Responses	25

Do you use any of the following tools to track tasks and projects?

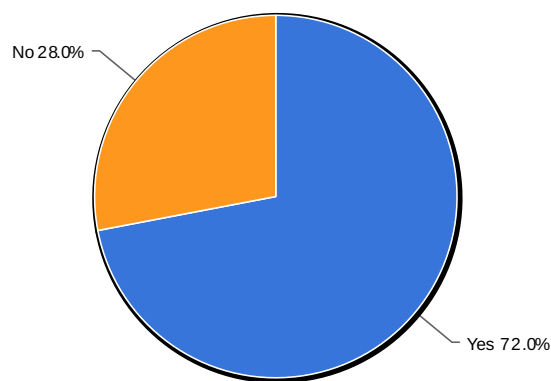


Do you use any of the following tools to track tasks and projects?

Value	Count	Percent %
Bugzilla	25	100%
Etherpad	19	76%
Google Docs	18	72%
MediaWiki (wiki.mozilla.org)	17	68%
Confluence wiki (mana.mozilla.org)	7	28%
Other	4	16%
Spreadsheet (local)	4	16%
PivotalTracker	2	8%
Trello	1	4%
Jira	1	4%

Statistics	
Total Responses	25

Does your project or task information need to be accessed by non-employees?

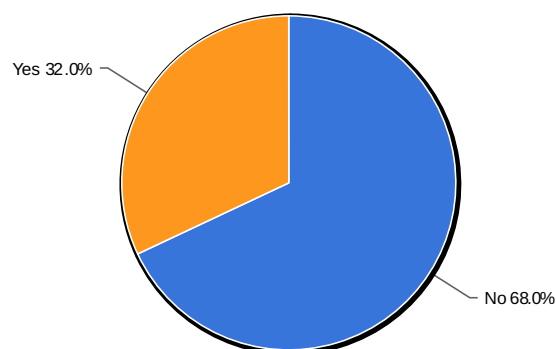


Does your project or task information need to be accessed by non-employees?

Value	Count	Percent %
Yes	18	72%
No	7	28%

Statistics	
Total Responses	25

Do you feel you have enough information on what needs to be complete, priorities, who is working on what, for all of your tasks?

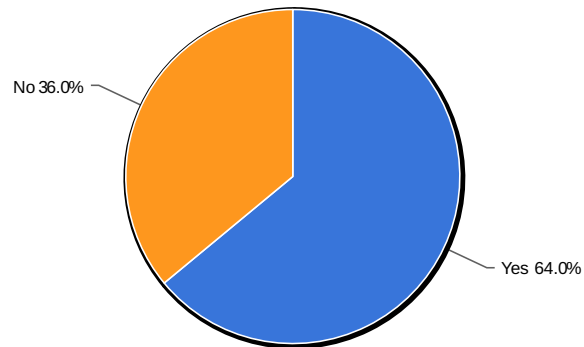


Do you feel you have enough information on what needs to be complete, priorities, who is working on what, for all of your tasks?

Value	Count	Percent %
No	17	68%
Yes	8	32%

Statistics	
Total Responses	25

Are any of your team's quarterly goals at-risk due over-utilization of your team's resources? (are you being asked to do more than what is possible?)

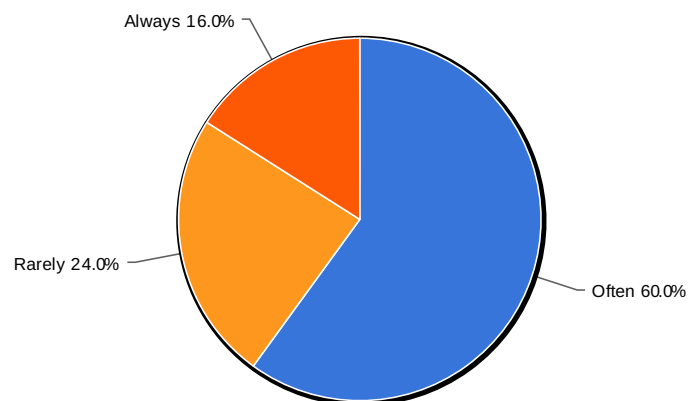


Are any of your team's quarterly goals at-risk due over-utilization of your team's resources? (are you being asked to do more than what is possible?)

Value	Count	Percent %
Yes	16	64%
No	9	36%

Statistics	
Total Responses	25

How often do requested projects change significant scope or get cancelled?

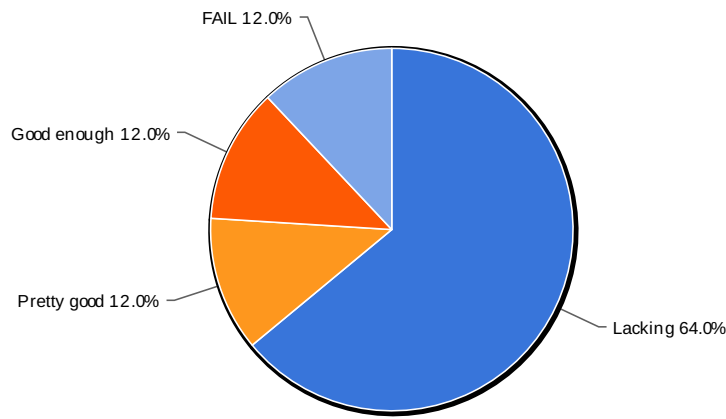


How often do requested projects change significant scope or get cancelled?

Value	Count	Percent %
Often	15	60%
Rarely	6	24%
Always	4	16%

Statistics	
Total Responses	25

Please rate the organization's ability to plan upcoming projects effectively.

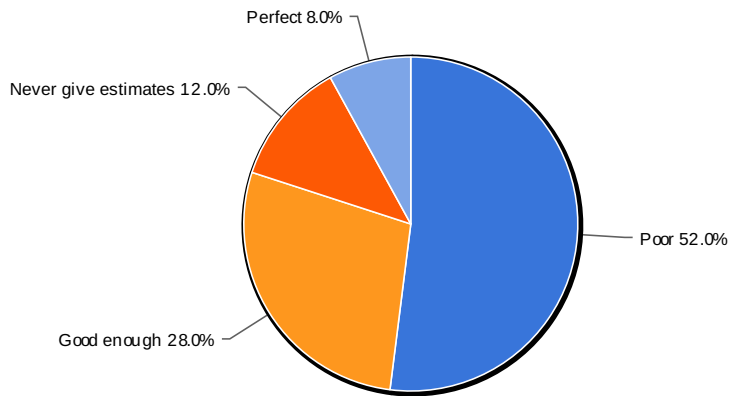


Please rate the organization's ability to plan upcoming projects effectively.

Value	Count	Percent %
Lacking	16	64%
Pretty good	3	12%
Good enough	3	12%
FAIL	3	12%

Statistics	
Total Responses	25

Please rate how effective you or your dept is in estimating the amount of effort required to complete a requested project.

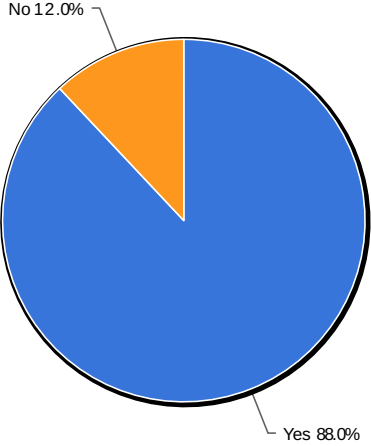


Please rate how effective you or your dept is in estimating the amount of effort required to complete a requested project.

Value	Count	Percent %
Poor	13	52%
Good enough	7	28%
Never give estimates	3	12%
Perfect	2	8%

Statistics	
Total Responses	25

Do you feel you know what you need to do to help Mozilla grow positively?



Do you feel you know what you need to do to help Mozilla grow positively?

Value	Count	Percent %
Yes	22	88%
No	3	12%

Statistics	
Total Responses	25